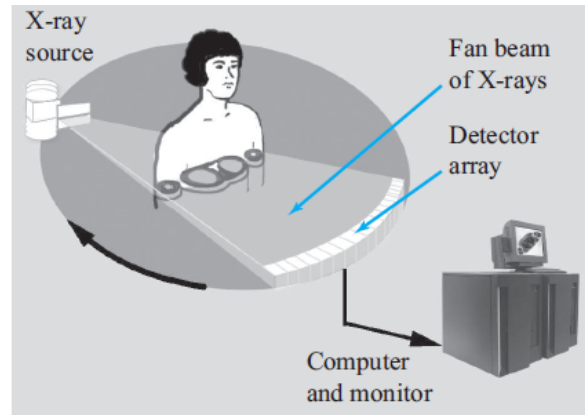
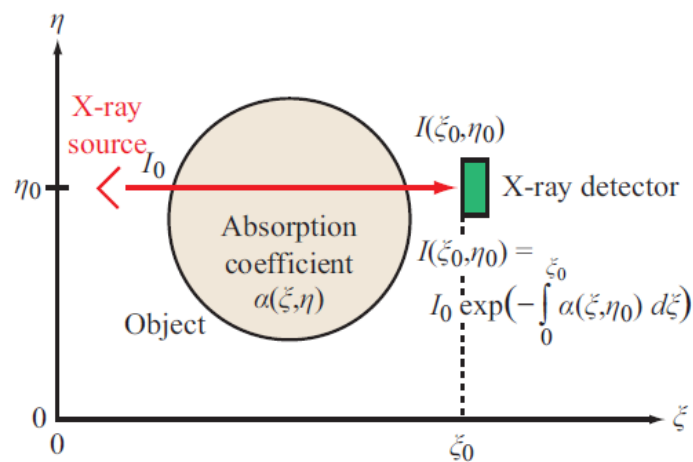


**Concept Question 1-7:** What physical attribute of the imaged body is computed and displayed by a CT scanner?

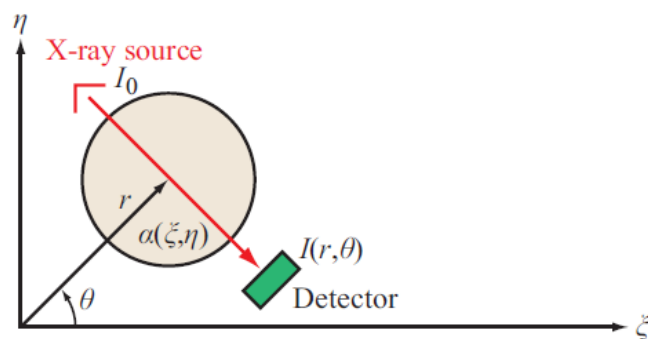
The absorption coefficient of each location within the slice being imaged.



(a) CAT scanner



(b) Horizontal path



(c) Path at radius  $r$  and orientation  $\theta$

**Figure 1-24** (a) CT scanner, (b) X-ray path along  $x$ , and (c) X-ray path along arbitrary direction.